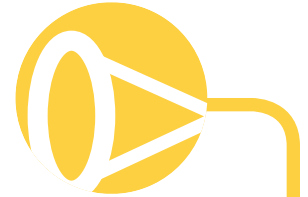


CSS & CSL Conical Strainers

**Short (150% Open Area) and
Long (200% Open Area) Design**
Series CRS and CRL Denote Reverse Flow Strainers



Temporary (Conical) Strainers are very low cost pipeline strainers that are designed for new system start-up. They offer protection for process equipment against damage causing contamination present during start-up and commissioning. Conical strainers are for temporary use and should be removed and thrown away after the initial cleaning of the system. Since these strainers are temporary, they need to be installed in a section of pipe such as a removable spool piece.

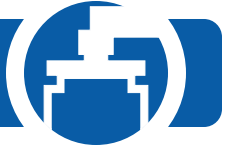
Conical strainers can be manufactured in a range of different configurations to suit your specific requirements. They can be supplied in 304 stainless steel, 316 stainless steel, or monel.



Other size perforations are available (1/16" through 1/2"), please consult the factory or your local sales representative.

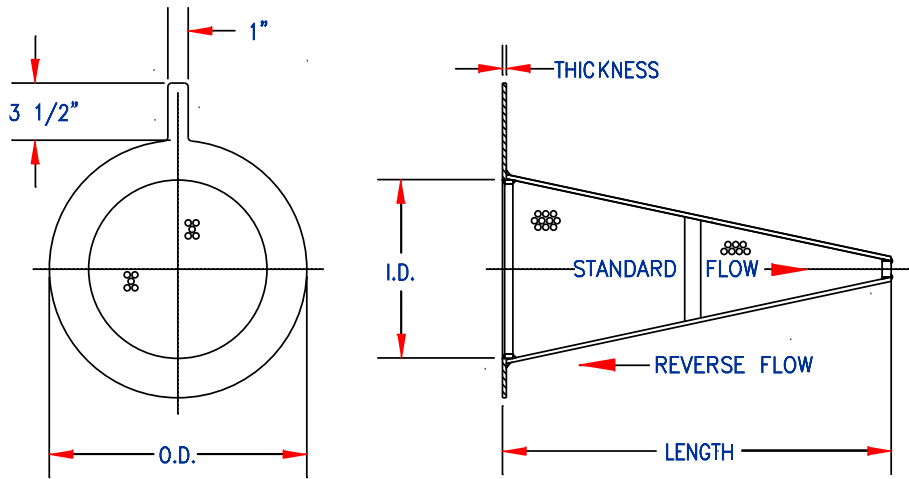


Mesh Screen	Micron	Open Area %
STD perf 5/32	3969	58.0
20 x 20	864	46.2
40 x 40	381	36.0
60 x 60	229	30.5
80 x 80	178	31.4
100 x 100	165	42.3
150 x 150	104	37.4
200 x 200	69	29.1
250 x 250	61	36.0
300 x 300	46	29.7
400 x 400	38	36.0



CSS & CSL Conical Strainers

**Short (150% Open Area) and
 Long (200% Open Area) Design**
Series CRS and CRL Denote Reverse Flow Strainers



**Standard Flow is for Liquid Systems
 Reverse Flow is for Gas Systems
 Outside Diameter Raised Face ANSI Flange**

SIZE	150 lb.	300 lb.	600 lb.	900 lb.	ID	MODEL CSS LENGTH	MODEL CSL LENGTH	FLANGE THICKNESS	CSS	CSL
3/4"	2-1/8"	2-1/2"	2-1/2"	2-5/8"	5/8"	2"	3"	11 GA	1/2 lbs.	1/2 lbs.
1"	2-1/2"	2-3/4"	2-3/4"	3"	7/8"	2-1/2"	3-1/2"	11 GA	1/2 lbs.	1/2 lbs.
1-1/4"	2-7/8"	3-1/8"	3-1/8"	3-1/4"	1"	3-1/2"	5"	11 GA	1/2 lbs.	1/2 lbs.
1-1/2"	3-1/8"	3-1/2"	3-1/2"	3-3/4"	1-1/4"	4"	5-1/2"	11 GA	7/10 lbs.	7/10 lbs.
2"	3-7/8"	4-1/8"	4-1/8"	5-1/2"	1-3/4"	4-1/2"	6"	11 GA	4/5 lbs.	4/5 lbs.
2-1/2"	4-5/8"	4-7/8"	4-7/8"	6-3/8"	2-1/4"	5-1/2"	7"	11 GA	1 lb.	1 lb.
3"	5-1/8"	5-5/8"	5-5/8"	6-1/2"	2-3/4"	6-1/2"	9"	11 GA	1-1/4 lbs.	1-1/2 lbs.
3-1/2"	6-1/8"	6-1/8"	6-1/4"	N/A*	3-1/4"	7-1/2"	10"	11 GA	1-3/8 lbs.	1-5/8 lbs.
4"	5-5/8"	6-7/8"	7-3/8"	8"	3-1/2"	8-1/2"	11-1/2"	11 GA	1-1/2 lbs.	1-3/4 lbs.
5"	7-1/2"	8-1/4"	9-1/4"	9-5/8"	4-5/8"	10-1/2"	14"	11 GA	1-3/4 lbs.	2 lbs.
6"	8-1/2"	9-5/8"	10-1/4"	11-1/4"	5-1/2"	13"	17"	11 GA	2-1/2 lbs.	3-1/2 lbs.
8"	10-3/4"	11-7/8"	12-3/4"	14"	7-1/8"	17"	23"	11 GA	4-1/2 lbs.	6 lbs.
10"	13-1/8"	14"	15-1/2"	17"	9"	21"	28"	11 GA	6 lbs.	7-1/2 lbs.
12"	15-7/8"	16-3/8"	17-3/4"	19-1/2"	10-7/8"	25"	33"	11 GA	8 lbs.	11 lbs.
14"	17-1/2"	18-7/8"	19-1/8"	20-3/4"	12-5/8"	26"	35"	11 GA	10 lbs.	12 lbs.
16"	20"	21"	22"	22-1/2"	14-1/2"	29-1/2"	40"	11 GA	12 lbs.	16 lbs.
18"	21-3/8"	23-1/4"	23-7/8"	25"	16-3/8"	34"	45"	11 GA	15 lbs.	21 lbs.
20"	23-5/8"	25-1/2"	26-5/8"	N/A*	18-3/8"	37"	50"	11 GA	20 lbs.	26 lbs.
24"	28"	30-1/4"	30-7/8"	N/A*	22-3/8"	44"	60"	11 GA	27 lbs.	38 lbs.
30"	34-1/4"	37-1/8"	37-3/4"	N/A*	28-1/2"	55"	74"	11 GA	42 lbs.	56 lbs.

Note: Dimensions subject to change without notice. Apply for certified drawings.